

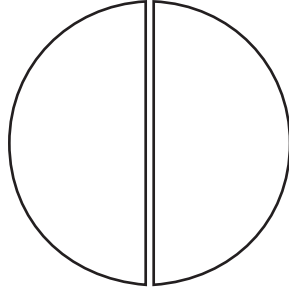


NAME _____ DATE _____

FRACTIONS MODEL EQUIVALENT TO WHOLE NUMBERS

Count the parts in the whole. Then choose the fraction for the whole.

Example:




$\frac{1}{2}$

$\frac{2}{2}$

$\frac{2}{1}$

$\frac{3}{2}$

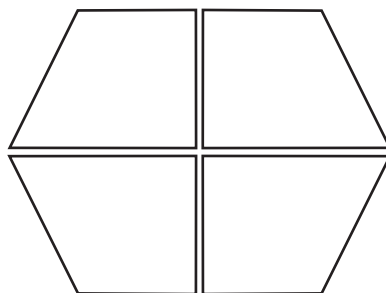


$\frac{4}{4}$

$\frac{1}{4}$

$\frac{3}{4}$

$\frac{4}{3}$



$\frac{2}{4}$

$\frac{3}{4}$

$\frac{4}{4}$

$\frac{1}{4}$